


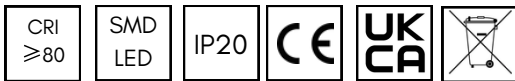
# Circus

## Lighting Series





## Specifications



## Light Beam

## CCT Values



## FEATURES

### Mechanical

Body: Extruded aluminium profile  
 Finish: Electrostatic powder painted  
 Installation: Ceiling surface mounted  
 Optics: Opal plexiglass diffuser

### Electrical

Light source: SMD LED  
 Frequency: 220-240V 50/60 Hz  
 Lifetime: 50.000 hours  
 P<sub>f</sub> > 0.90  
 Operating Temperature: -20 / +50

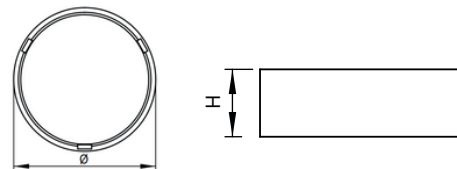
### Options

RAL selection  
 CRI > 90  
 Tunable white  
 Micro-prismatic diffuser (UGR < 19)  
 DALI  
 0-10V / 1-10V  
 Emergency kit / CBS connection  
 Watt-lumen options  
 Suspension accessory

### Optical

Light Output: Direct  
 Beam angle: 120 degrees  
 UGR: < 21  
 CRI > 80  
 McAdams Step < 3

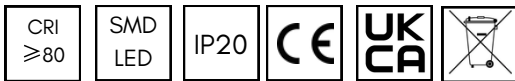
## Technical Drawing



Art. No.	Watt	Lumen	CCT	Dimensions (QxH)mm.	Cut-out (mm.)	Weight (kg.)
ILS-702-030-830	20W	2000	3000K	300x100	Opal	2,0 Kg.
ILS-702-030-840	20W	2150	4000K	300x100	Opal	2,0 Kg.
ILS-702-030-865	20W	2300	6500K	300x100	Opal	2,0 Kg.
ILS-702-040-830	28W	2880	3000K	400x100	Opal	2,3 Kg.
ILS-702-040-840	28W	2940	4000K	400x100	Opal	2,3 Kg.
ILS-702-040-865	28W	3050	6500K	400x100	Opal	2,3 Kg.
ILS-702-050-830	55W	5600	3000K	500x100	Opal	3,0 Kg.
ILS-702-050-840	55W	5750	4000K	500x100	Opal	3,0 Kg.
ILS-702-050-865	55W	5860	6500K	500x100	Opal	3,0 Kg.
ILS-702-060-830	70W	7100	3000K	600x100	Opal	3,4 Kg.
ILS-702-060-840	70W	7300	4000K	600x100	Opal	3,4 Kg.
ILS-702-060-865	70W	7390	6500K	600x100	Opal	3,4 Kg.



## Specifications



## Light Beam

## CCT Values



## FEATURES

### Mechanical

Body: Extruded aluminium profile  
 Finish: Electrostatic powder painted  
 Installation: Ceiling surface mounted  
 Optics: Opal plexiglass diffuser

### Electrical

Light source: SMD LED  
 Frequency: 220-240V 50/60 Hz  
 Lifetime: 50.000 hours  
 P<sub>f</sub>>0.90  
 Operating Temperature: -20 / +50

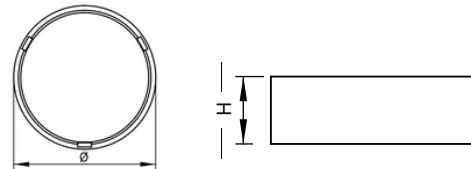
### Options

RAL selection  
 CRI>90  
 Tunable white  
 Micro-prismatic diffuser (UGR<19)  
 DALI  
 0-10V / 1-10V  
 Emergency kit / CBS connection  
 Watt-lumen options  
 Suspension accessory

### Optical

Light Output: Direct  
 Beam angle: 120 degrees  
 UGR: <21  
 CRI>80  
 McAdams Step<3

## Technical Drawing



Art. No.	Watt	Lumen	CCT	Dimensions (QxH)mm.	Cut-out (mm.)	Weight (kg.)
ILS-702-080-830	100W	10200	3000K	800x100	Opal	4,0 Kg.
ILS-702-080-840	100W	11000	4000K	800x100	Opal	4,0 Kg.
ILS-702-080-865	100W	12050	6500K	800x100	Opal	4,0 Kg.
ILS-702-090-830	120W	12500	3000K	900x100	Opal	4,4 Kg.
ILS-702-090-840	120W	14000	4000K	900x100	Opal	4,4 Kg.
ILS-702-090-865	120W	14850	6500K	900x100	Opal	4,4 Kg.
ILS-702-120-830	150W	16000	3000K	1000x100	Opal	5,2 Kg.
ILS-702-120-840	150W	17200	4000K	1000x100	Opal	5,2 Kg.
ILS-702-120-865	150W	18000	6500K	1000x100	Opal	5,2 Kg.
ILS-700-150-S	1,5 mt. steel wire suspension set					

# ***Bandit***

*Decorative Lighting Series*





## FEATURES

### Mechanical

Body: Extruded aluminium profile  
 Finish: Electrostatic powder painted  
 Installation: Ceiling surface mounted  
 Optics: Opal plexiglass diffuser

### Options

RAL selection  
 CRI>90  
 Tunable white  
 Micro-prismatic diffuser (UGR<19)  
 DALI  
 0-10V / 1-10V  
 Emergency kit / CBS connection  
 Watt-lumen options  
 Suspension accessory

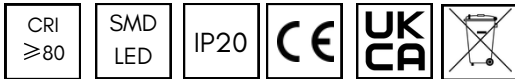
### Electrical

Light source: SMD LED  
 Frequency: 220-240V 50/60  
 Hz Lifetime: 50.000 hours  
 Pf>0.90  
 Operating Temperature: -20 / +50

### Optical

Light Output: Direct  
 Beam angle: 120 degrees  
 UGR: <21  
 CRI>80  
 McAdams Step<3

## Specifications

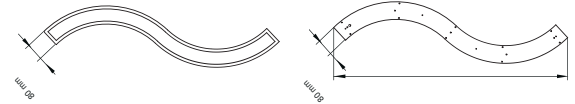


## Light Beam

## CCT Values



## Technical Drawing

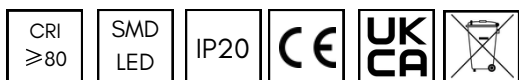


Art. No.	Watt	Lumen	CCT	Dimensions (QxH1-H2) mm.	Cut-out (mm.)	Weight (kg.)
IDS-703-150-830	50W	5200	3000K	80x1500x80	Opal	3,0 kg.
IDS-703-150-840	50W	5350	4000K	80x1500x80	Opal	3,0 kg.
IDS-703-150-865	50W	5500	6500K	80x1500x80	Opal	3,0 kg.
IDS-703-200-830	75W	7500	3000K	80x2000x80	Opal	3,8 kg.
IDS-703-200-840	75W	7670	4000K	80x2000x80	Opal	3,8 kg.
IDS-703-200-865	75W	7900	6500K	80x2000x80	Opal	3,8 kg.
IDS-703-250-830	100W	10250	3000K	80x2500x80	Opal	4,6 Kg.
IDS-703-250-840	100W	11400	4000K	80x2500x80	Opal	4,6 Kg.
IDS-703-250-865	100W	12000	6500K	80x2500x80	Opal	4,6 Kg.
IDS-703-300-830	125W	12250	3000K	80x3000x80	Opal	5,3 Kg.
IDS-703-300-840	125W	13400	4000K	80x3000x80	Opal	5,3 Kg.
IDS-703-300-865	125W	14100	6500K	80x3000x80	Opal	5,3 Kg.
ILS-700-150-S	1,5 mt. steel wire suspension set					

Custom design and sizes available upon request.



## Specifications



## FEATURES

### Mechanical

Body: Extruded aluminium profile  
 Finish: Electrostatic powder painted  
 Installation: Ceiling surface mounted  
 Optics: Opal plexiglass diffuser

### Electrical

Light source: SMD LED  
 Frequency: 220-240V 50/60 Hz  
 Lifetime: 50.000 hours  
 P<sub>f</sub>>0.90  
 Operating Temperature: -20 / +50

### Options

RAL selection  
 CRI>90  
 Tunable white  
 Micro-prismatic diffuser (UGR<19)  
 DALI  
 0-10V / 1-10V  
 Emergency kit / CBS connection  
 Watt-lumen options  
 Suspension accessory

### Optical

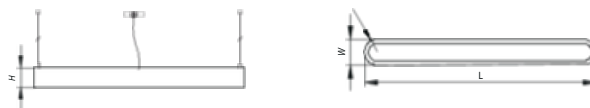
Light Output: Direct  
 Beam angle: 120 degrees  
 UGR: <21  
 CRI>80  
 McAdams Step<3

## Light Beam

## CCT Values



## Technical Drawing



Art. No.	Watt	Lumen	CCT	Dimensions (QxH1-H2) mm.	Cut-out (mm.)	Weight (kg.)
IDS-704-100-830	25W	2500	3000K	200x1000x100	Opal	4,5 kg.
IDS-704-100-840	25W	2640	4000K	200x1000x100	Opal	4,5 kg.
IDS-704-100-865	25W	2770	6500K	200x1000x100	Opal	4,5 kg.
IDS-704-150-830	40W	4000	3000K	200x1500x100	Opal	6,0 kg.
IDS-704-150-840	40W	4400	4000K	200x1500x100	Opal	6,0 kg.
IDS-704-150-865	40W	4850	6500K	200x1500x100	Opal	6,0 kg.
ILS-700-150-S	1,5 mt. steel wire suspension set					



# Geo

*Decorative Lighting Series*





## FEATURES

### Mechanical

Body: Extruded aluminium profile  
 Finish: Electrostatic powder painted  
 Installation: Ceiling surface mounted  
 Optics: Opal plexiglass diffuser

### Electrical

Light source: SMD LED  
 Frequency: 220-240V 50/60 Hz  
 Lifetime: 50.000 hours  
 Pfd>0,90  
 Operating Temperature: -20 / +50

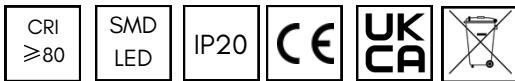
### Options

RAL selection  
 CRI>90  
 Tunable white  
 Micro-prismatic diffuser (UGR<19)  
 DALI  
 0-10V / 1-10V  
 Emergency kit / CBS connection  
 Watt-lumen options  
 Suspension accessory

### Optical

Light Output: Direct  
 Beam angle: 120 degrees  
 UGR: <21  
 CRI>80  
 McAdams Step<3

## Specifications

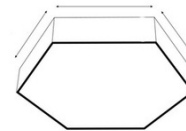


## Light Beam

## CCT Values

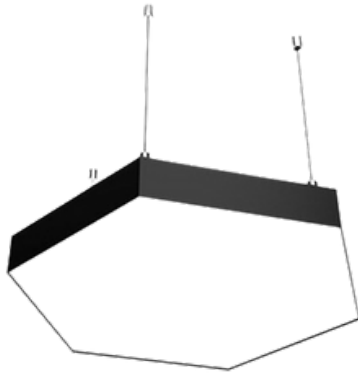


## Technical Drawing

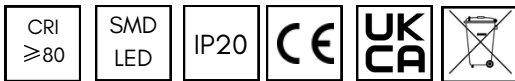


Art. No.	Watt	Lumen	CCT	Dimensions (QxH)mm.	Cut-out (mm.)	Weight (kg.)
IDS-705-030-830	25W	2540	3000K	50x300x75	Opal	2,5 Kg.
IDS-705-030-840	25W	2620	4000K	50x300x75	Opal	2,5 Kg.
IDS-705-030-865	25W	2700	6500K	50x300x75	Opal	2,5 Kg.
IDS-705-040-830	40W	4050	3000K	50x400x75	Opal	3,0 kg.
IDS-705-040-840	40W	4200	4000K	50x400x75	Opal	3,0 kg.
IDS-705-040-865	40W	4380	6500K	50x400x75	Opal	3,0 kg.
IDS-705-060-830	60W	6000	3000K	50x600x75	Opal	4,2 Kg.
IDS-705-060-840	60W	6400	4000K	50x600x75	Opal	4,2 Kg.
IDS-705-060-865	60W	6850	6500K	50x600x75	Opal	4,2 Kg.
IDS-705-090-830	100W	10200	3000K	50x900x75	Opal	6,0 Kg.
IDS-705-090-840	100W	11000	4000K	50x900x75	Opal	6,0 Kg.
IDS-705-090-865	100W	11600	6500K	50x900x75	Opal	6,0 Kg.
ILS-700-150-S	1,5 mt. steel wire suspension set					





## Specifications



## FEATURES

### Mechanical

Body: Extruded aluminium profile  
 Finish: Electrostatic powder painted  
 Installation: Ceiling surface mounted  
 Optics: Opal plexiglass diffuser

### Electrical

Light source: SMD LED  
 Frequency: 220-240V 50/60 Hz  
 Lifetime: 50.000 hours  
 P<sub>f</sub> > 0.90  
 Operating Temperature: -20 / +50

### Options

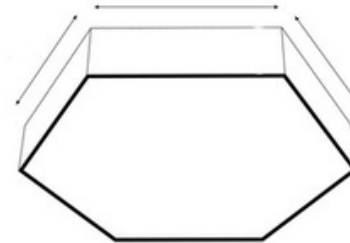
RAL selection  
 CRI > 90  
 Tunable white  
 Micro-prismatic diffuser (UGR < 19)  
 DALI  
 0-10V / 1-10V  
 Emergency kit / CBS connection  
 Watt-lumen options  
 Suspension accessory  
**Optical**  
 Light Output: Direct  
 Beam angle: 120 degrees  
 UGR: < 21  
 CRI > 80  
 McAdams Step < 3

## Light Beam

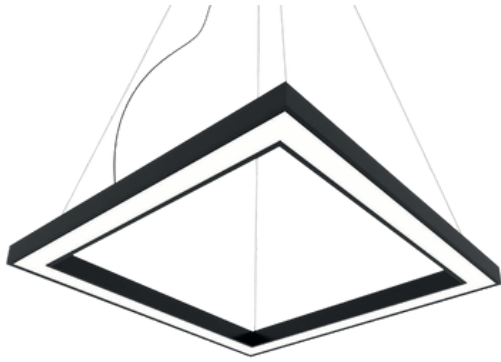
## CCT Values



## Technical Drawing



Art. No.	Watt	Lumen	CCT	Dimensions (QxH)mm.	Cut-out (mm.)	Weight (kg.)
IDS-706-060-830	70W	7400	3000K	300x600x100	Opal	5,5 Kg.
IDS-706-060-840	70W	7650	4000K	300x600x100	Opal	5,5 Kg.
IDS-706-060-865	70W	7800	6500K	300x600x100	Opal	5,5 Kg.
IDS-706-120-830	240W	25000	3000K	600x1200x100	Opal	10,0 Kg.
IDS-706-120-840	240W	26200	4000K	600x1200x100	Opal	10,0 Kg.
IDS-706-120-865	240W	26800	6500K	600x1200x100	Opal	10,0 Kg.
ILS-700-150-S	1,5 mt. steel wire suspension set					



## FEATURES

### Mechanical

Body: Extruded aluminium profile  
 Finish: Electrostatic powder painted  
 Installation: Ceiling surface mounted  
 Optics: Opal plexiglass diffuser

### Options

RRAL selection  
 CRI>90  
 Tunable white  
 Micro-prismatic diffuser (UGR<19)  
 DALI  
 0-10V / 1-10V  
 Emergency kit / CBS connection  
 Watt-lumen options  
 Suspension accessory

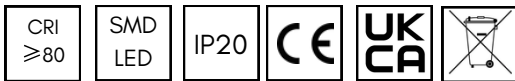
### Electrical

Light source: SMD LED  
 Frequency: 220-240V 50/60  
 Hz Lifetime: 50.000 hours  
 Pf>0.90  
 Operating Temperature: -20 / +50

### Optical

Light Output: Direct  
 Beam angle: 120 degrees  
 UGR: <21  
 CRI>80  
 McAdams Step<3

## Specifications

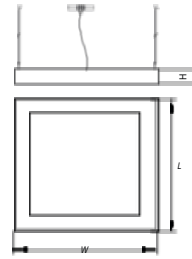


## Light Beam

## CCT Values



## Technical Drawing



Art. No.	Watt	Lumen	CCT	Dimensions (QxH)mm.	Cut-out (mm.)	Weight (kg.)
IDS-707-030-830	25W	2500	3000K	300x300x75	Opal	3,5 kg.
IDS-707-030-840	25W	2680	4000K	300x300x75	Opal	3,5 kg.
IDS-707-030-865	25W	2800	6500K	300x300x75	Opal	3,5 kg.
IDS-707-060-830	50W	5030	3000K	600x600x75	Opal	6,8 kg.
IDS-707-060-840	50W	5150	4000K	600x600x75	Opal	6,8 kg.
IDS-707-060-865	50W	5220	6500K	600x600x75	Opal	6,8 kg.
IDS-707-100-830	70W	7200	3000K	1000x1000x75	Opal	9,0 kg.
IDS-707-100-840	70W	7370	4000K	1000x1000x75	Opal	9,0 kg.
IDS-707-100-865	70W	7500	6500K	1000x1000x75	Opal	9,0 kg.
ILS-700-150-S	1,5 mt. steel wire suspension set					

Custom sizes available upon request.